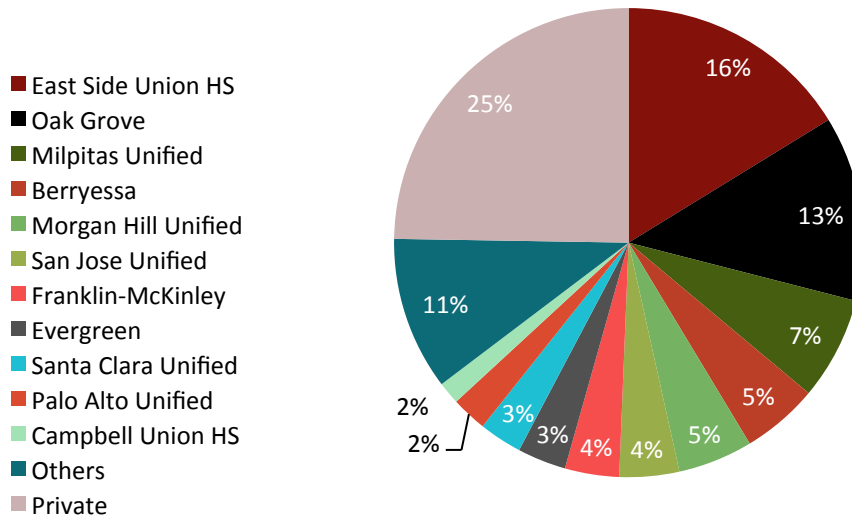


# GSP Fact Sheet

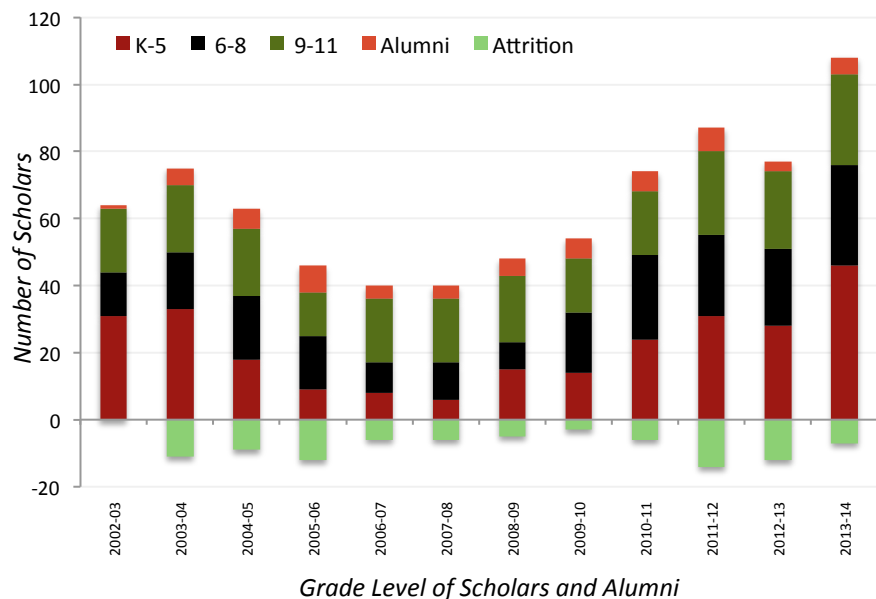
Since its inception in 2001, the Greene Scholars Program has served over 375 students representing 31 different school districts plus 56 private/charter schools from Santa Clara County, CA and surrounding communities.

*Participation in Top 10 School Districts*



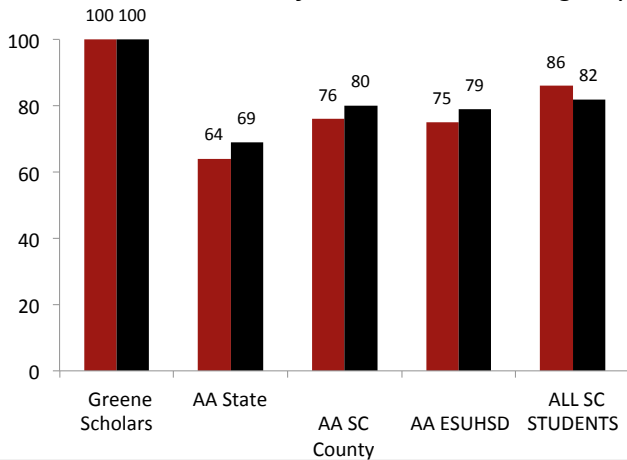
During this period, Scholars have attended 193 different schools while in GSP, specifically 85 Elementary Schools [44%], 69 Middle Schools [36%], and 38 High Schools [20%]. 100% of the Greene Scholars are youth of African ancestry. 53% have been female and 47% male.

The Greene Scholars Program has 55 alumni and 29 college graduates. 90% of all alumni have graduated within 4 years to receive their BA/BS degrees. 40% pursuing or acquired degrees in STEM fields.

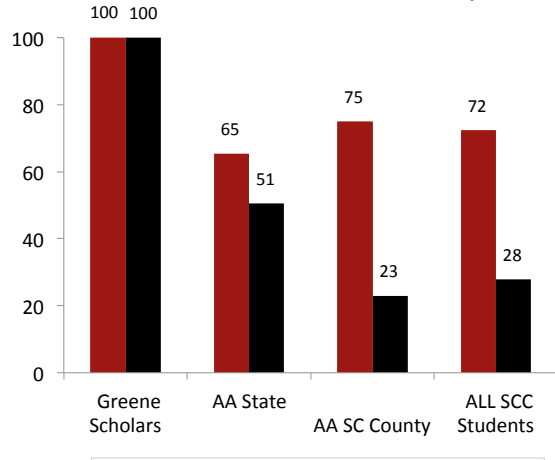


100% of GSP sophomores passed the Math and English portions of the California High School Exit Exam (CAHSEE), at a rate nearly 22% higher than their peers in Santa Clara County. As of May 2013, GSP has a 100% high school graduation rate. 100% of our Scholars have met University of California's 'A-G' requirements and 100% were accepted into 2-year [22%] and 4-year [78%] universities/colleges. In comparison, only 28% of all Santa Clara County students who graduate from high school actually meet UC's 'A-G' requirements for admissions.

2009 CAHSEE African American Subgroup Data



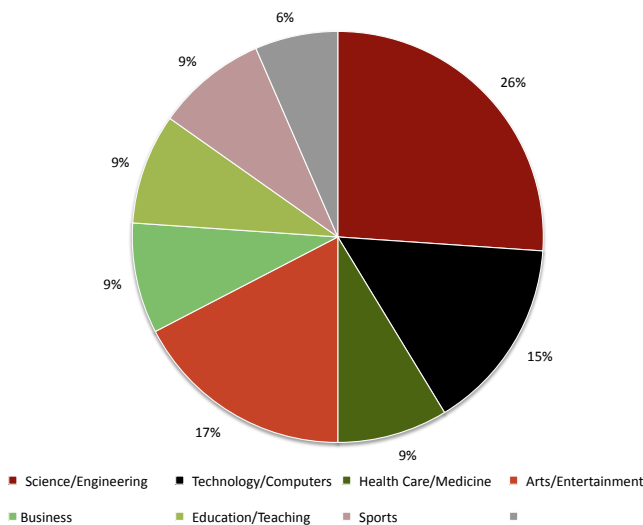
2009 Graduation and UC/CSU Readiness



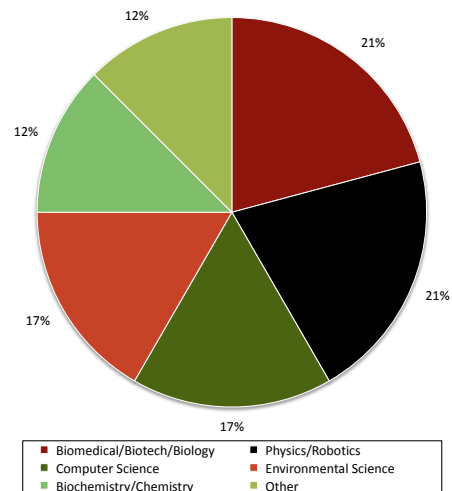
■ CAHSEE First-time Pass Rate MATH ■ CAHSEE First-time Pass Rate ELA

■ Graduating from HS ■ 2008 College Prep

As all Scholars have expressed their desire to pursue undergraduate degrees, nearly 50% are interested in pursuing degrees in STEM related fields, with the highest interest in Biomedical/Biotech, Physics/Robotics, Computer Science and Environmental Sciences.



Scholars' Areas of Interest



Scholars' STEM Interest